

To: Gary Jackson, City Manager
Jeff Richardson, Assistant City Manager

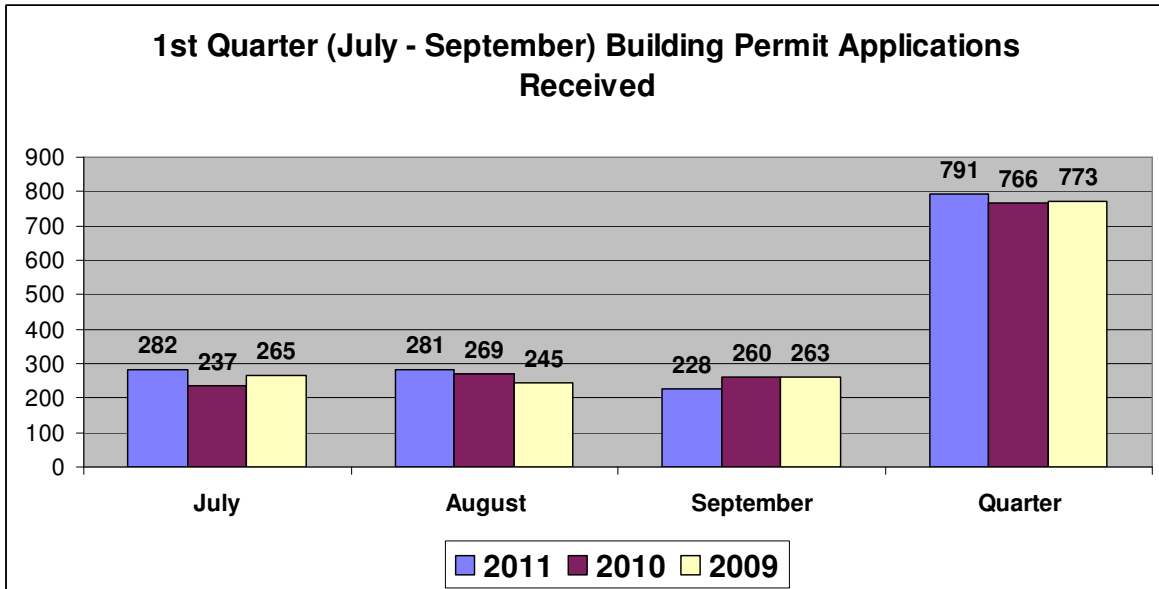
From: Robert Griffin, Building Safety Director

Date: 7 October 2011

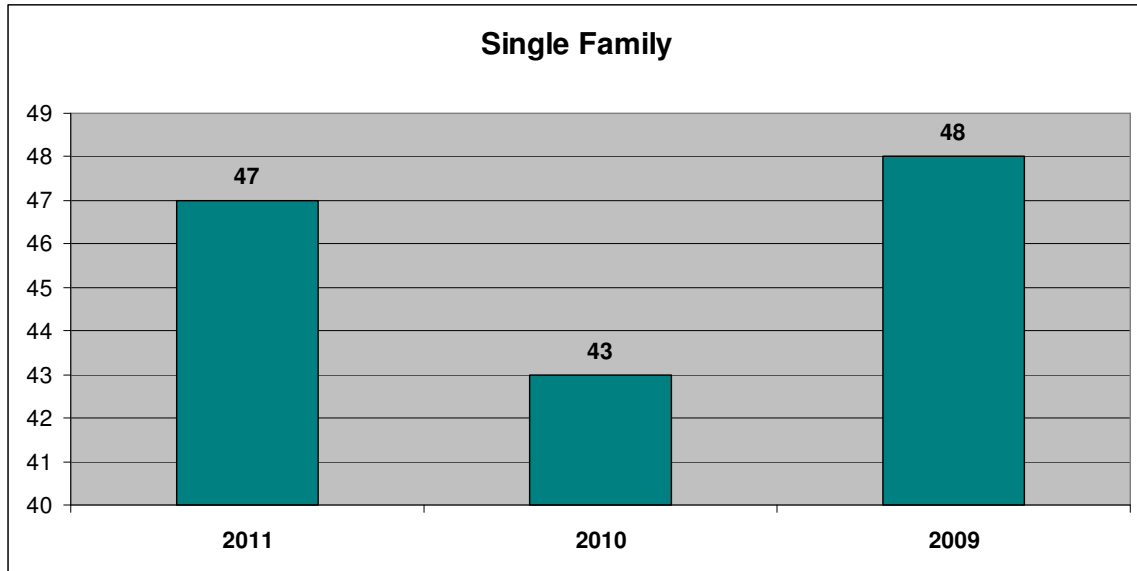
Subject: July - September 2011 (1st Qtr) Permit Activity

The period of July – September, 2011, the first quarter of fiscal year 2012, the number of building permits issued showed very little improvement from the previous year and remained flat. Single family homes, new commercial, and commercial additions and renovations improved in number of permits issued and in the average value of those permits over the same period for calendar year 2010. The total building permit value for these months in calendar year 2010 is higher than 2011 but ten multi-family permits were issued in 2010 with a value of almost \$16,000,000 and no multi-family permits were issued in July – September, 2011.

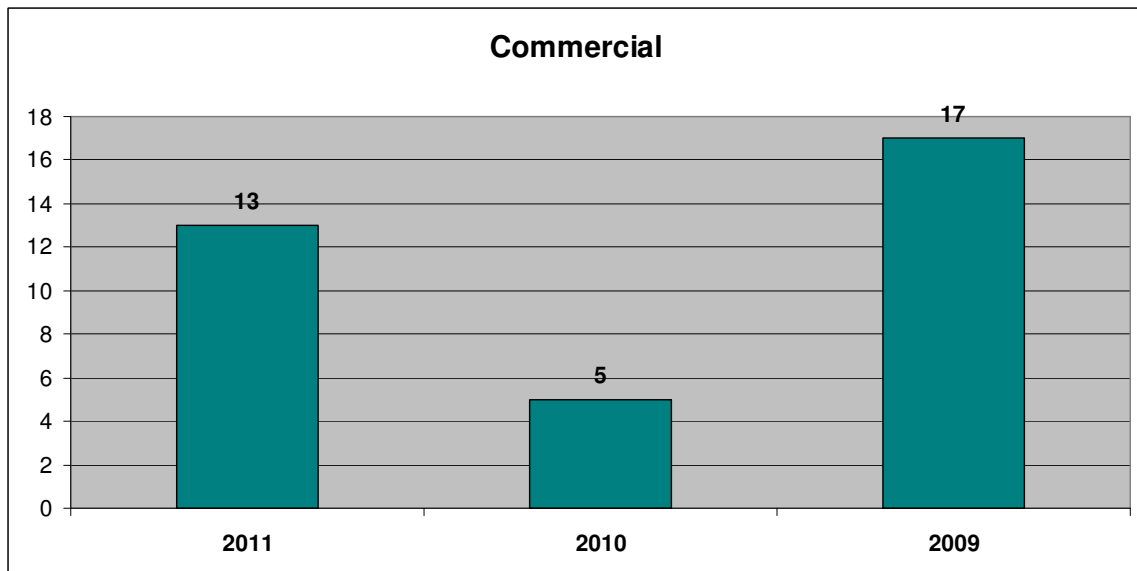
The number of applications received during these three months increased by 25 applications (3.26%) as compared to 2010 and increased by 18 applications (2.33%) compared to 2009.



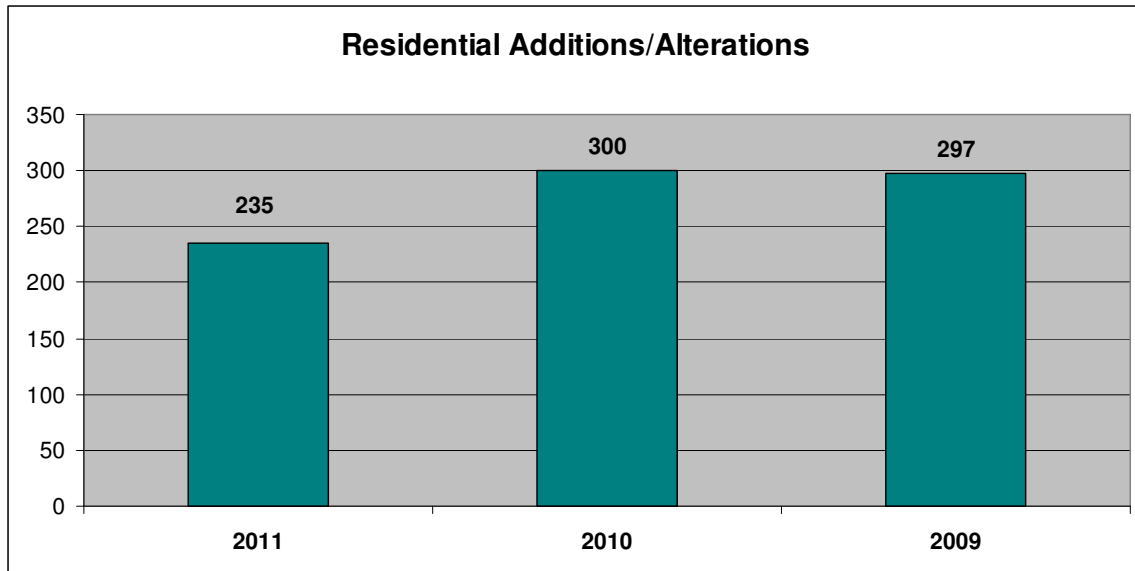
One and two-family home permits increased by four permits over 2010 and decreased by one permit compared to 2009. The average construction value per permit was the highest of the three years this year with a value of \$216,762 or 29.8% more than 2010 and 20.9% more than 2009.



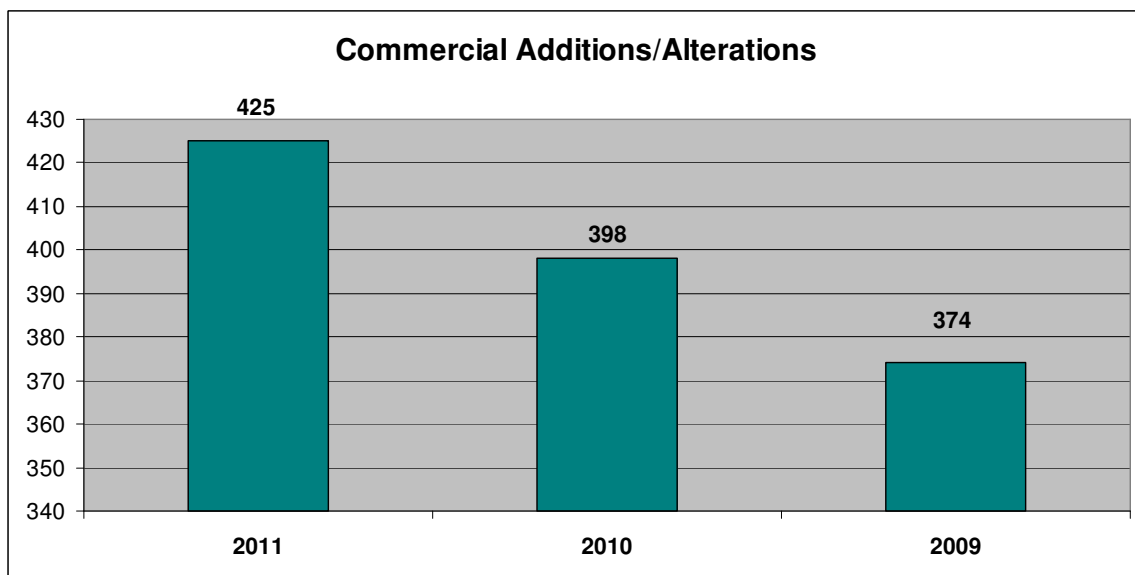
New commercial permits issued increased compared to 2010 and decreased from 2009. The average construction value per permit was the highest of the three years this year with a value of \$305,378 or 82.5% more than 2010 and 4.9% more than 2009.



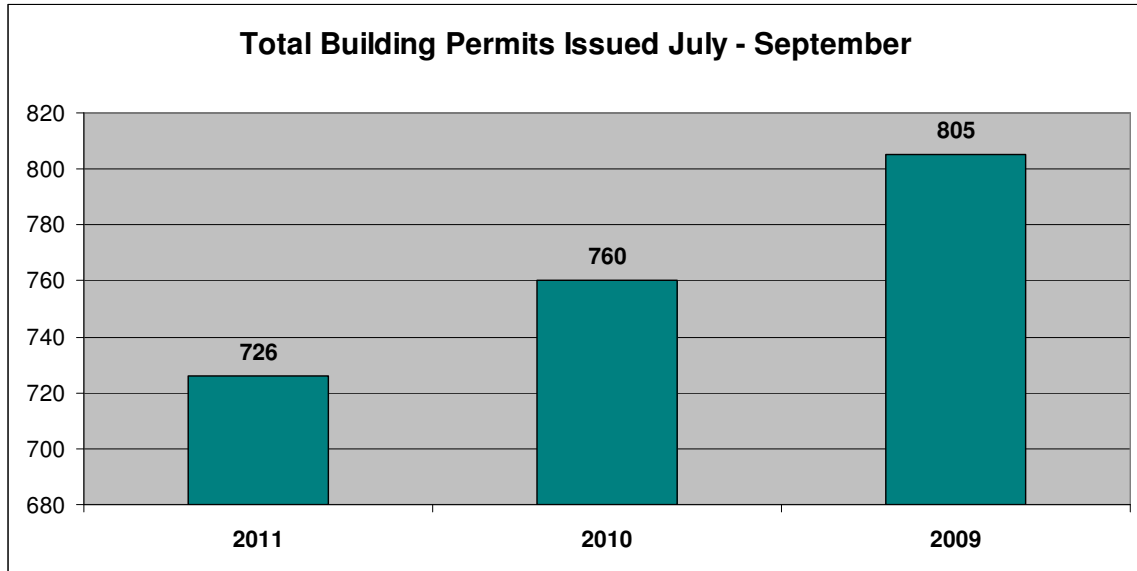
One and two-family additions and alterations decreased 21.7% compared to 2010 and 20.9% compared to 2009. The average construction value was slightly higher compared to 2009 but 28.3% less compared to 2010.



Commercial additions or alteration permits continue to be the shining star for permits issued. The period during 2011 was 6.8% more than 2010 and 13.6% more than 2009. The average construction value was 47.7% more than 2010 but 44.9% less than 2009. The average construction value during this year was \$53,591 per permit.



Total permits issued decreased by 34 permits or 4.5% from 2010 and by 79 permits or 9.8% from 2009.



The total value of all permits issued decreased by 7.6% from 2010 and by 37.4% from 2009. The average value per individual permit issued decreased by 3.3% from 2010 and 30.6% from 2009.

